


Flat Panel VMT

Natural Stones & Natural Woods

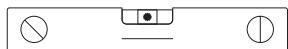
2380x1190x20mm

Installation Manual



MATERIAL NEEDED**Included**

Flat Panel VMT 2380x1190x20mm

Not Included

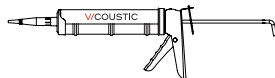
Level



Measuring Tape




Box Cutter



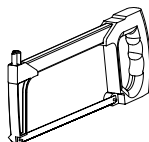
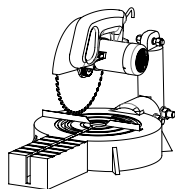
Flexi Glue Ultra



Velcro Stripes

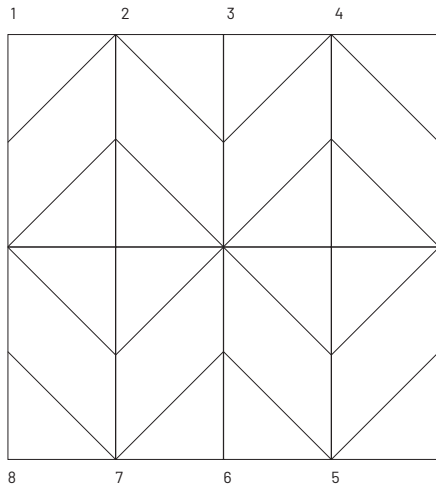
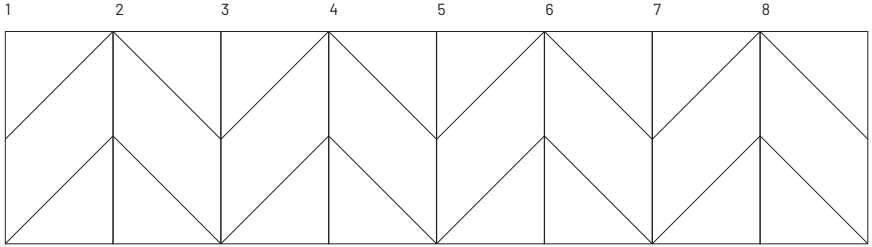


Aluframe VMT T, Double or Single



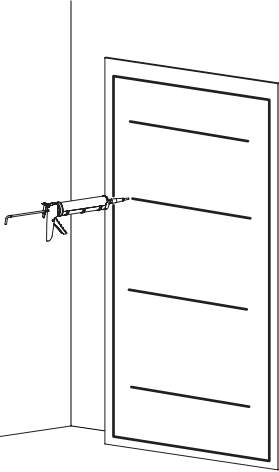
Cutting Tools

*This product should be handled by two installers.




1

Apply Flexi Glue Ultra on the back of the acoustic panel, near the edges. Do not wait longer than 10 minutes after applying the glue to attach the panel to the wall.

**2**

Place the panel on the suitably chose position on the wall. Once in the desired place, press firmly against the wall for 15 seconds.

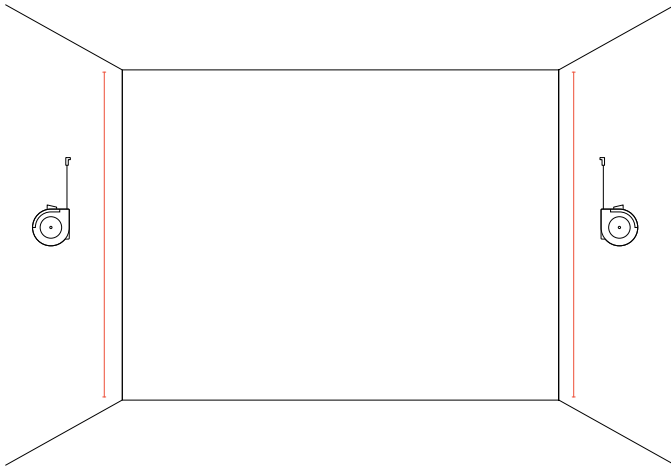
**!**

To ensure that you maximise the strength of the glue, don't make any adjustments to the panel after bonding

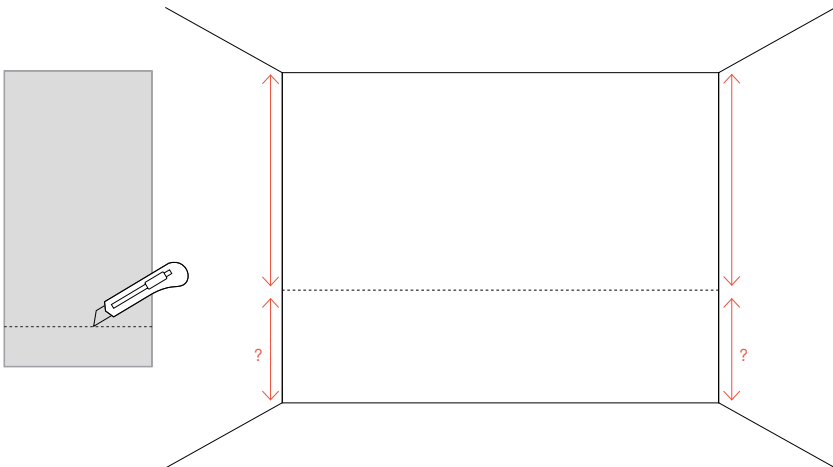
Full wall installation

1

Measure wall height in both sides. Take the smallest height.

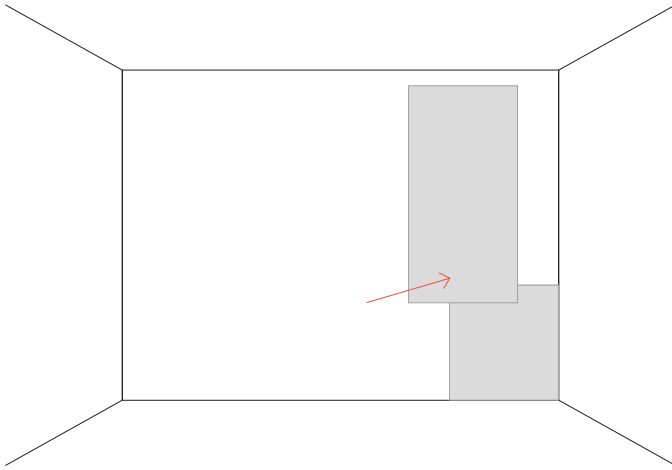
**2**

Based on the smallest height, calculate if it is necessary to cut one of the panels to fill the entire wall height. Check for continuity between panels before cutting.

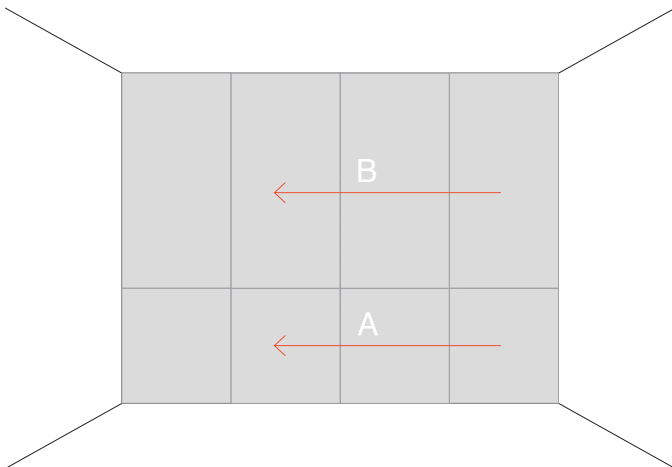


3

Glue the panels directly to the wall with Flexi Glue Ultra.

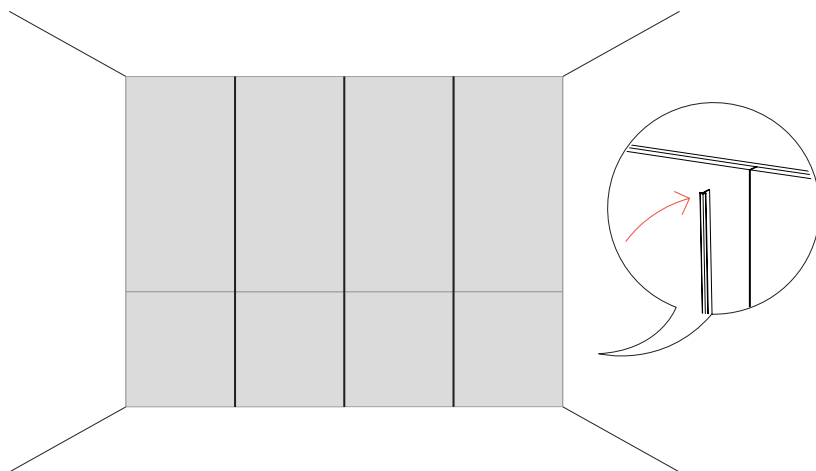
**4**

Start the installation from the bottom-right side (If cutted panels are going to be used it is recommended to start with these). Check if panels are levelled before proceeding to next row.

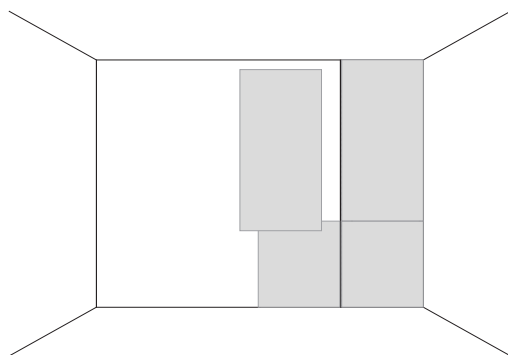


5

You can use the Aluframe VMT T, to hide the joints between the panels.

**!**

You can also install this panels with Aluframe VMT 20 single or double. For more detailed information about Aluframe VMT installation, please refer to the installation manual.

**!**

Do not apply Flat Panel VMT behind radiators or too close to a heat source.

Main Office, R&D & Logistics

Avenida do Pólo 3, N.º 159, Carvalhosa
4590-137 Paços de Ferreira, Portugal

Office

Rua Quinta do Bom Retiro N.º 16, Armazém 9
2820-690 Charneca da Caparica, Portugal
T (+351) 212 964 100

Info and Sales

E sales@vicoustic.com

www.vicoustic.com



© Vicoustic, 2023 | V4

No parts of this document might be copied and/or published without written consent of Vicoustic.